

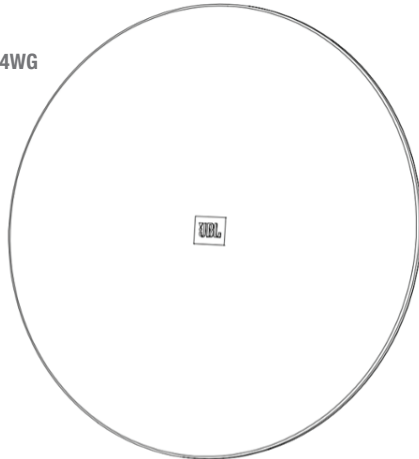
JBL-MTC-414WG JBL-MTC-416WG

Standard Coverage Series – High Humidity Accessory Grilles

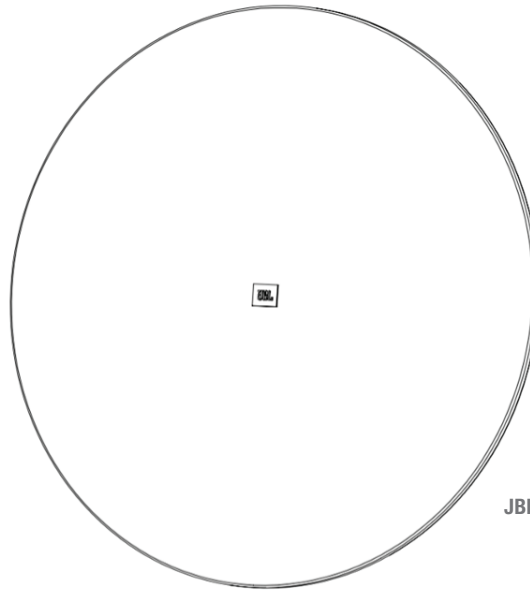


SPEC SHEET

JBL-MTC-414WG



JBL-MTC-416WG



KEY FEATURES ■

- For Control 400 Standard Coverage Series Ceiling Speakers:
 - JBL-MTC-414WG fits Control 412C/T, 412C/T-VA, 414C/T, 414C/T-VA, 414CT Micro and 414C/T Micro Plus
 - JBL-MTC-416WG fits Control 416C/T and 416C/T-VA
- Galvanized and polyester powder-coated grille offers best rust protection
- Allows ceiling speakers to be used in high humidity applications and in some protected/covered outdoor areas.

HIGHLIGHTS ■

The JBL-MTC-414WG and JBL-MTC-416WG high humidity optional grilles address the weakest link when using ceiling speakers in high humidity applications, rusting of the grilles. High humidity grilles extend the longevity of JBL's Control 412C/T, 412C/T-VA, 414C/T, 414C/T-VA, 416C/T, 416C/T-VA, 414CT Micro and Control 414C/T Micro Plus when used in such applications. The durable powder-coated finish provides a nice look that matches the speaker.

The speaker upon which the grille is utilized is intended to be installed in normal ceiling speaker orientation, with the speaker mounted into a horizontal surface (and protected from the bulk of direct weather/water exposure by the overhang of the surface), with the sound projecting downward.

To use the grille, simply install onto the speaker instead of the grille that comes with the speaker. Both JBL-MTC-414WG and JBL-MTC-416WG come with a safety tether tied to it. Insert the fastening plug at the open end of the tether (which comes pre-attached to the grille) into the included socket on the baffle. Then position the magnetic grille in place on the front of the speaker, taking care not to run the tether cable directly in front of one of the drivers (or else it could buzz with vibration). Make sure the grille is held securely in place such that it will not loosen or fall due to vibration.

To paint the grille, gently remove the grille backing material from the back of the grille, clean the grille and edge trim with a light solvent, spray one or more thin coats of paint and reinstall the grille backing material to the back of the grille.

JBL-MTC-414WG

JBL-MTC-416WG

Standard Coverage Series – High Humidity Accessory Grilles



SPEC SHEET

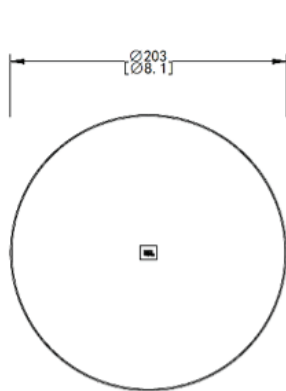
SPECIFICATIONS

Material:	SPCC
Finish:	Polyester powder coated
Color:	White (RAL9003), Paintable
Grille Attachment to Baffle:	Magnetic
Dimensions (Dia x Depth):	JBL-MTC-414WG: 203 mm (7.99 in) diameter x 8.14 mm (0.32 in) JBL-MTC-416WG: 261 mm (10.28 in) diameter x 10.49 mm (0.41 in)
Net Weight:	JBL-MTC-414WG: 0.10 kg (0.22 lbs) each JBL-MTC-416WG: 0.19 kg (0.43 lbs) each
Shipping Weight (pair-packed in carton):	JBL-MTC-414WG: 0.36 kg (0.79 lbs) JBL-MTC-416WG: 0.52 kg (1.15 lbs)
SKU #:	JBL-MTC-414WG and JBL-MTC-416WG

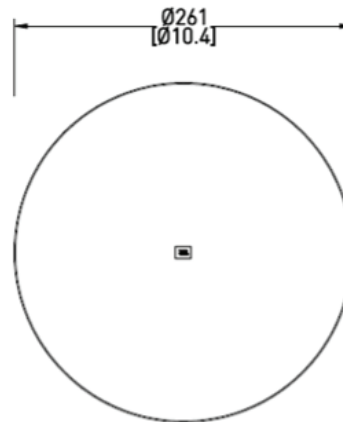
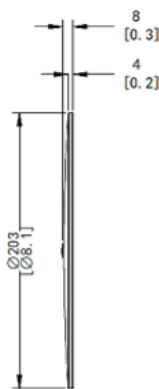
JBL continuously engages in research related to product improvement. Changes introduced into existing products without notice are an expression of that philosophy.

DIMENSIONS

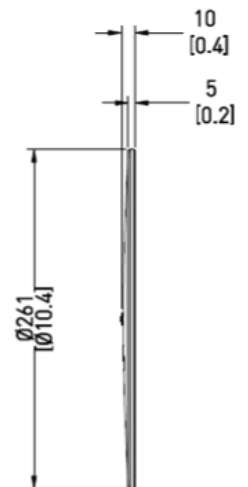
Dimensions in mm (in)



JBL-MTC-414WG



JBL-MTC-416WG



HARMAN Professional Inc. 8500 Balboa Blvd. Northridge, CA 91325 USA

© 2026 HARMAN International Industries, Incorporated. All rights reserved.
Features, specifications and appearance are subject to change without notice.

www.jblpro.com

Issued: 06/02/2026