



SRX915M

15-inch Powered Multi-purpose Speaker



HIGHLIGHTS

BEST-IN-CLASS PERFORMANCE

Optimized acoustic design delivers powerful output and extended low-frequency performance in a versatile 15-inch platform.

PURPOSEFUL DESIGN

Multi-purpose enclosure design to accommodate common use cases such as main PA and stage monitor.

POWERED SOLUTION

Onboard Class-D amplification and DSP provide optimum performance and consistency anywhere in the world.

COMPLETE SYSTEM

The SRX900 Series is a complete solution featuring full-range products, subwoofers, accessories, and software.

The SRX915M is a high-output, multi-purpose, two-way 15-inch powered point-source loudspeaker designed for applications that require greater low-frequency extension and increased headroom. It is ideally suited for use as a main PA or as a high-performance stage monitor. When deployed as a monitor, the enclosure's multi-purpose design provides a 45-degree monitor angle in a low-profile package. Multiple M10 QuickLink™ suspension points support quick and secure integration with a variety of dedicated accessories for both portable and installed sound applications. Integrated DSP and amplification provide a true plug-and-play experience, ensuring consistent, optimized performance anywhere in the world. JBL transducers and proprietary Progressive Transition™ waveguides deliver outstanding fidelity and best-in-class SPL from an enclosure of this size. A full-featured software suite provides comprehensive control and monitoring across Windows, macOS, and iPadOS platforms.

KEY MESSAGES

ACOUSTIC DESIGN

The SRX915M is a two-way powered loudspeaker featuring a single 15-inch low-frequency driver and a neodymium 1.5-inch annular-diaphragm compression driver. The 275F woofer employs JBL's patented Differential Drive® technology, using dual 2-inch voice coils and a ferrite magnet to provide an ideal balance of output, weight, and thermal performance. A 90° × 60° rotatable Progressive Transition™ waveguide ensures smooth, predictable coverage and excellent gain before feedback. LF extension reaches down to 50 Hz, while an 80 Hz high-pass preset is available for applications using SRX900 subwoofers. Voicing and phase response have been optimized to match SRX900 line-source products, enabling effortless system integration.

POWERED SOLUTION

Integrated amplification delivers plug-and-play operation, while the rear LCD enables fast configuration. The DSP offers 24 user-adjustable filters, 2,000 ms delay, and essential loudspeaker management tools.

VERSATILE AND CONFIGURABLE

The SRX915M offers unmatched versatility when used with the comprehensive set of dedicated accessories. Seven QuickLink M10 attachment points are available for suspension using standard M10 eye bolts. Dedicated vertical and horizontal U-Brackets facilitated a variety of fixed and portable mounting options. Truss-mounting is possible using standard off-the-shelf clamps or the versatile RC100 rotating clamp. The U-Brackets are compatible with the 50 mm Pole Mount adapter for additional vertical angle flexibility in pole mounted applications. A 45 degree monitor angle allows the SRX915M to be used as a high-performance, full-range stage monitor. The SRX900 RC2 rain cover can be used when the system is used outside.

PRO BUILD QUALITY, INSIDE AND OUT

The SRX915M is constructed from outdoor-grade Baltic birch plywood, providing excellent durability and a clean, modern, professional appearance suitable for any application.

TECHNICAL SPECIFICATIONS

ACOUSTICAL

Frequency Range¹

(-10 dB) : 50 Hz-20 kHz
 (-3 dB) : 60 Hz-19 kHz

Coverage Pattern (-6 dB)

Horizontal : 90 degrees nominal
 Vertical : 60 degrees nominal
 Rotatable : Yes

Maximum Peak Output² : 134 dB SPL

System Type : Multi-purpose point-source, two-way powered

TRANSDUCERS

Low Frequency : (1) JBL 275F, 15 in diameter, dual 2.0 in diameter voice coil, ferrite Differential Drive[®]

High Frequency : (1) JBL 2408H-1, 1 in exit neodymium compression driver with 1.5 in voice coil

AUDIO INPUT

Input Type : Balanced line level

Connectors : (2) Neutrik XLR (IN/OUT)

Nominal Input Sensitivity³ : +3 dBu

Maximum Input Level : +21 dBu

Input Impedance : 100 kΩ

AMPLIFIER

Type : Class-D

Number of Channels : (2)

Continuous Power⁴ : 600 Watts

LF: 400 Watts | HF: 200 Watts

Peak Power⁵ : 880 Watts

LF: 580 Watts | HF: 300 Watts

Cooling Type : Convection, external aluminum heat sink, internal on-demand fan

DSP

Sample Rate : 48 kHz

Bit Depth : 24 bit

System Latency

Main PA : 7.0 ms
 Monitor : 2.9 ms

USER INTERFACE

Type : LCD, encoder, Back button, (4) LED Indicators (3 single, 1 bi-color)

NETWORKING

Type : TCP/IP

Protocol : Harman HControl

Speed : Dual 100 Mbps ports

Connectors : (2) Neutrik etherCON®

AC POWER

Voltage Range

Nominal : 100-240 VAC, 50/60 Hz

Limits : 80-260 VAC, 50/60 Hz

Connectors : Dual (IN/OUT) Neutrik powerCON TRUE1®

CURRENT DRAW

	100 V	120 V	208 V	240 V
Standby :	0.2 A	0.1 A	0.1 A	0.1 A
Idle :	0.3 A	0.3 A	0.2 A	0.2 A
Continuous⁶ :	2.1 A	1.7 A	1.0 A	0.9 A
Maximum Instantaneous Peak⁷ :	6.9 A	7.0 A	3.9 A	3.6 A
Peak Inrush⁸ :	1.8 A	2.1 A	3.7 A	4.4 A

PHYSICAL

Enclosure : Exterior grade birch plywood, DuraFlex™ finish, two integral handholds

Color : Black | RAL9005

Monitor Angle : 45 degrees

Environmental Specifications : IP54⁹ | IEC 60529
ASTM B117¹⁰
ASTM G155¹⁰

Suspension : (7) JBL QuickLink™ M10 points

Grille : Powder coated 1.5 mm (16 gauge) hex perforated steel with acoustically transparent black cloth backing

Dimensions (H x W x D) : 666 mm x 428 mm x 367 mm
26.2 in x 16.9 in x 14.5 in

Net Weight : 24.7 kg (55 lbs)
Shipping Weight : 30.3 kg (67 lbs)

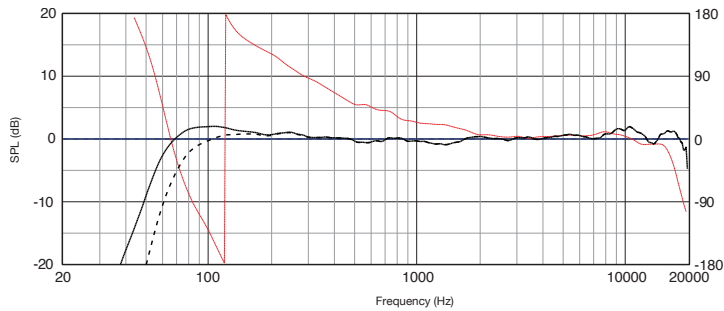
ORDERING INFORMATION

SKU : JBL-P3363MX | SRX915M for Global
JBL-P3381MXCN | SRX915M for China

Included : (1) SRX915M | (1) Neutrik NAC3F-TRUE1-S | (1) Neutrik NAC3M-TRUE1-S

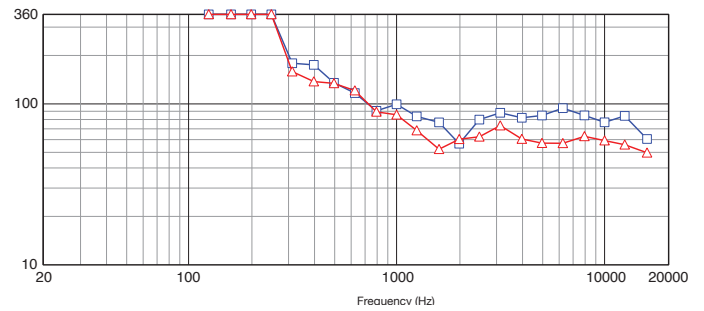
ACOUSTIC MEASUREMENTS

FREQUENCY RESPONSE



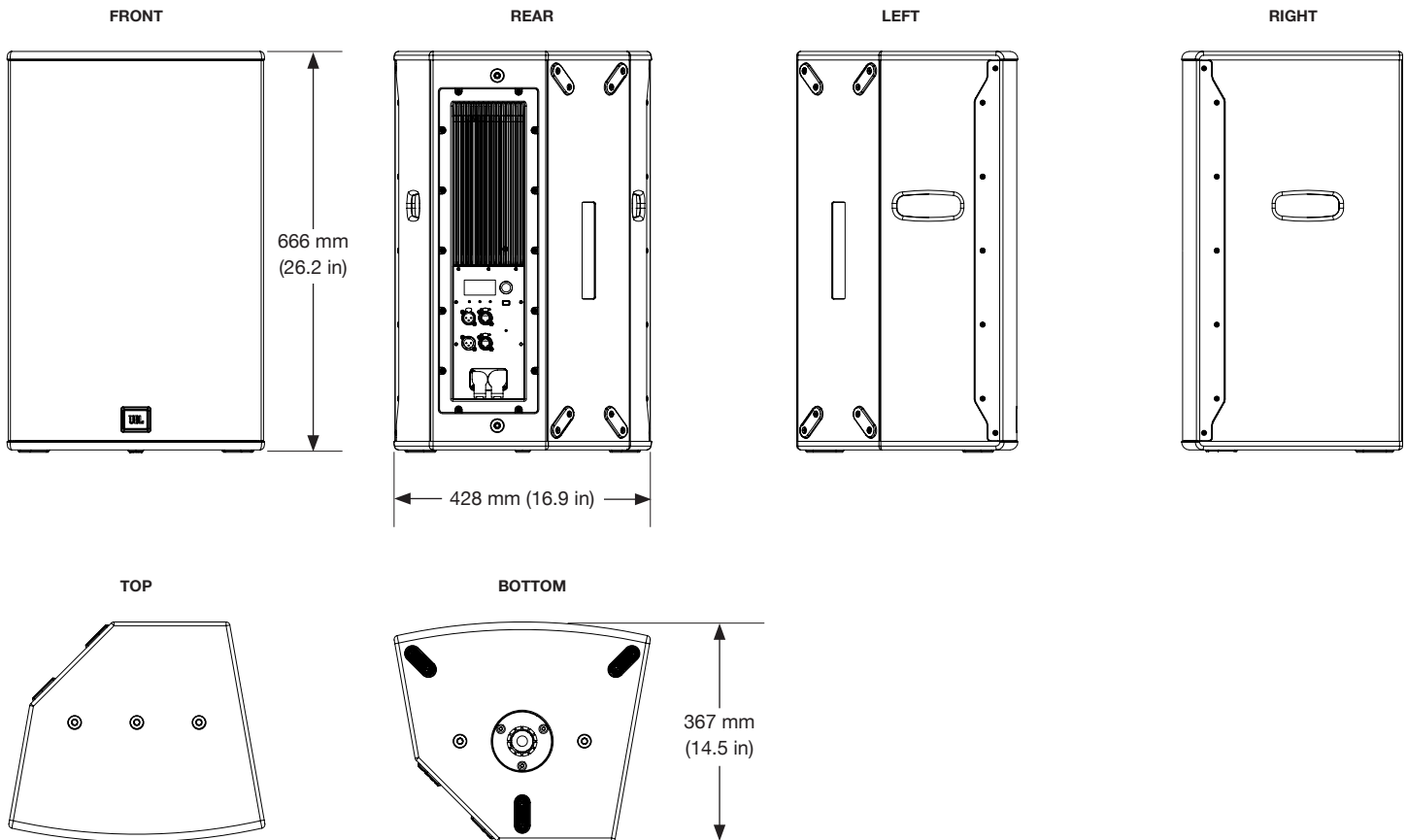
— SRX915M - - SRX915M 80 — SRX915M Phase

BEAMWIDTH (-6 dB)



— Horizontal — Vertical

DIMENSIONS



Footnotes:

- 1: Measured under **full-space** conditions. Preset: Main PA, Full-range
- 2: Peak SPL, unweighted, measured under **full-space** conditions at 1 meter using broadband pink noise with a 12 dB crest factor and specified preset. Preset: Main PA, Full-range
- 3: System shows 1-3 dB of limiting with a 12 dB crest-factor pink-noise input; the rear-panel 'LIMIT' LED flashes intermittently. Input sensitivity may be adjusted using the DSP gain control.
- 4: Bench power: ≥1 sec, 1 kHz, 120 VAC, no DSP, all channels driven.
- 5: Burst power: ≥20 ms, 1 kHz, 120 VAC, no DSP, all channels driven.
- 6: System test using IEC shaped pink noise with 9 dB crest factor. System at maximum output without clipping or limiting. Ambient temperature: 20° C. Duration: 5 sec.
- 7: Two-tone, all channels driven, IMD test at maximum power for a duration of 200 ms.
- 8: Measured RMS inrush current for a 50 ms window.
- 9: When used with the SRX900 RC2 rain cover (JBL-P3509) and with the front face at a down-angle of -10° or greater. Suspension components are fully weather-rated for indoor or covered outdoor conditions where humidity is nominally below 50% and not in proximity to corrosive materials. System is not IP-rated when used in the monitor position.
- 10: For information regarding pass criteria, test conditions, and test duration, contact JBL Professional.

JBL continually engages in research related to product improvement. Some materials, production methods, and design refinements are introduced into existing products without notice as a routine expression of that philosophy. For this reason, any current JBL product may differ in some respect from its published description, but will always equal or exceed the original design specifications unless otherwise stated.