

8

7

6

5

4

3

2

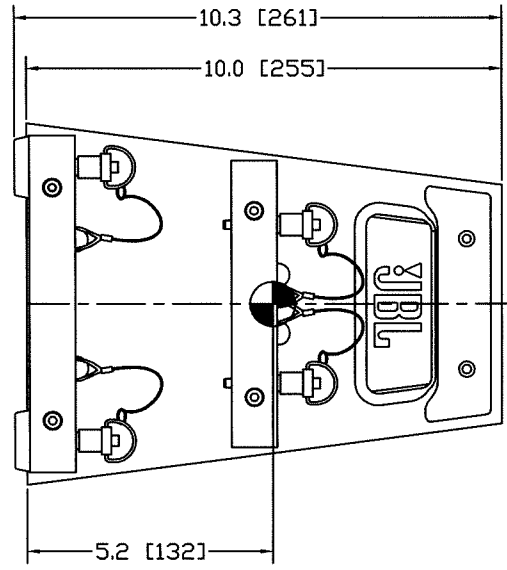
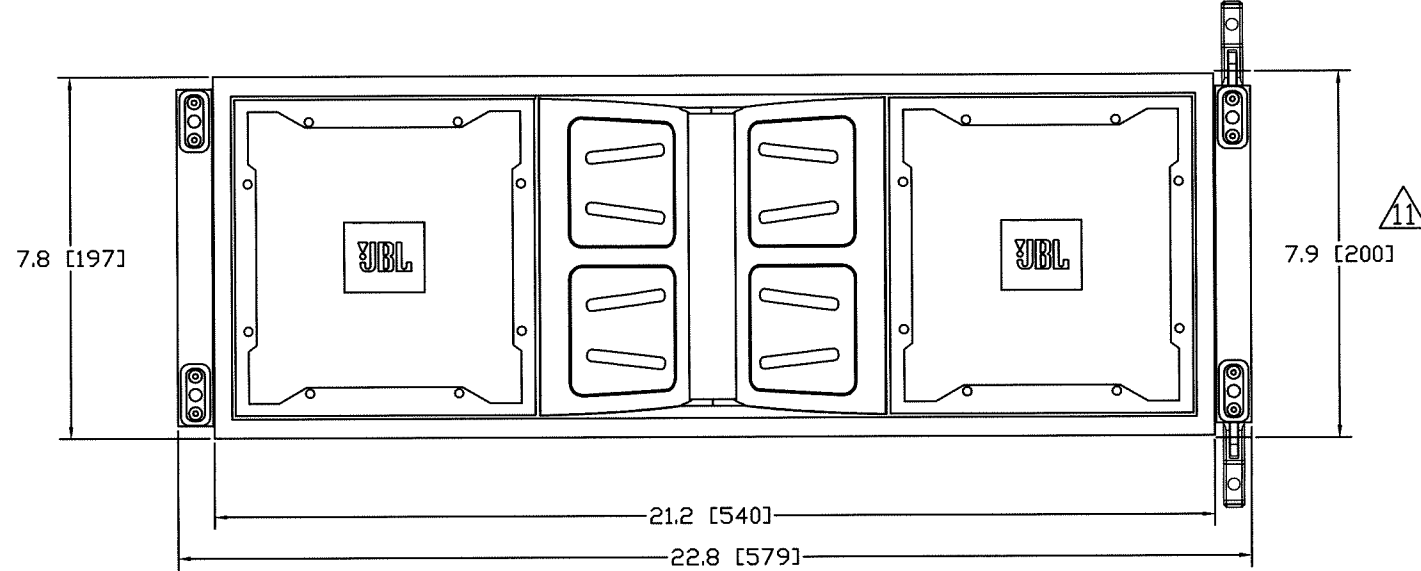
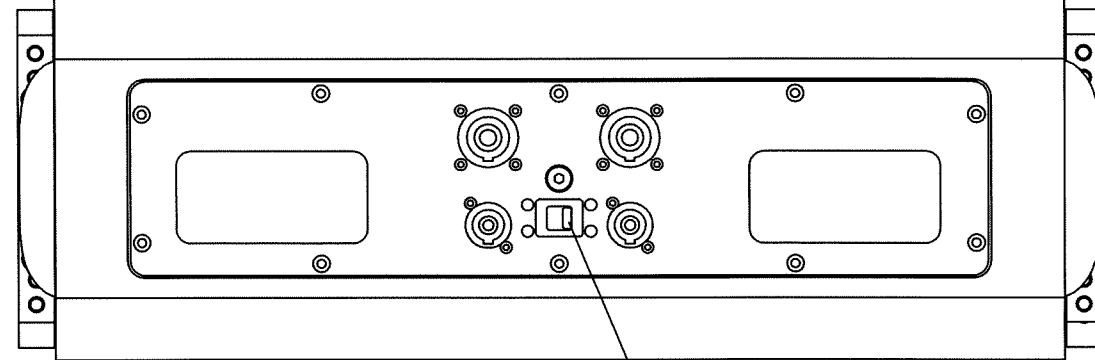
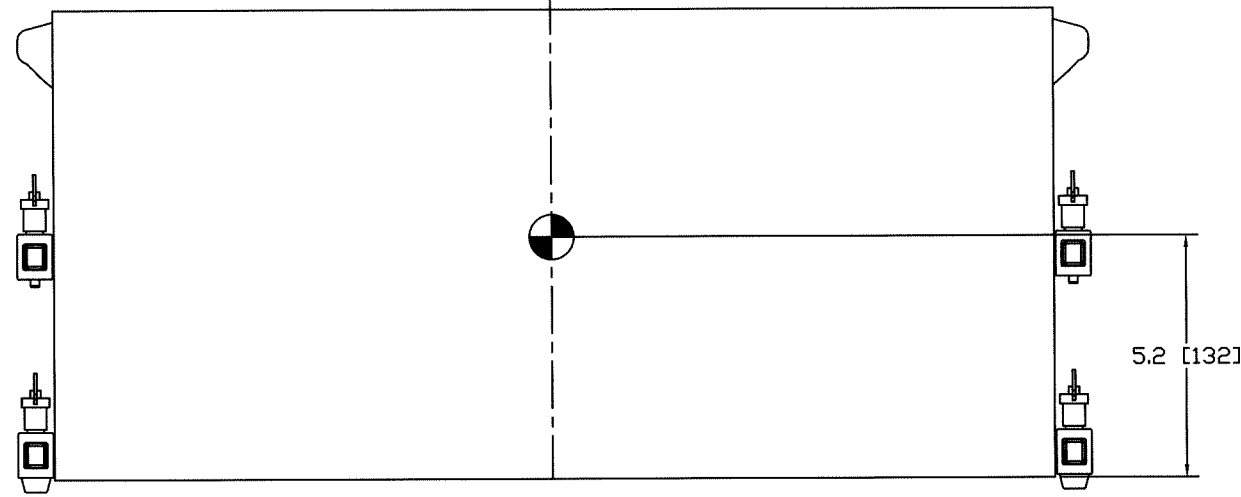
1

THESE DRAWINGS AND SPECIFICATIONS ARE THE PROPERTY OF JBL INCORPORATED THEY ARE ISSUED IN STRICT CONFIDENCE AND SHALL NOT BE REPRODUCED, COPIED, OR USED AS THE BASIS FOR MANUFACTURING OR SALE OF APPARATUS WITHOUT WRITTEN PERMISSION.

ALL MATERIAL SPECIFIED ON THIS DRAWING SHALL COMPLY WITH EUROPEAN DIRECTIVE 2002/95/EC [RoHS]

REVISIONS						
CHG	LTR	DESCRIPTION	DRFT	CHK	DATE	APPR
39240	A	RELEASE FOR MARKETING	YT			Bu

1/8/2010



1. SYSTEM CONFIGURATION: 3-WAY PASSIVE, 12 OHMS RATED IMPEDANCE.
 2. COMPONENTS: LF - 2X 2166H; MF - 4X 2103G; HF - 2X 2414H
 3. INPUT CONNECTORS: 2X SPEAKON NL-8 AND 2X SPEAKON NL-4 (ELECTRICALLY IN PARALLEL)
 4. INPUT SELECTOR SWITCH: [3+/3- (NL8), 1+/1- (NL4)] OR [4+/4- (NL8), 2+/2- (NL4)].
 5. GRILLE 16 GA PERFORATED CRS, POWDERCOATED BLACK, BLACK FOAM BACKING.
 6. MATERIAL: 12MM BIRCH PLYWOOD.
 7. FINISH: BLACK DURAFLEX.
 8. SUSPENSION SYSTEM: JBL PROPRIETARY, HINGE-BARS, BALL ROCK PINS AND SUSPENSION FRAMES.
 9. WEIGHT: 15.4 KG (34 LBS)
 10. CENTER OF GRAVITY (CG)
- △ DIMENSION SHOWN DISTANCE BETWEEN CENTER TO CENTER OF HINGES.

NOTES: (UNLESS OTHERWISE SPECIFIED)

UNCONTROLLED COPY

TOLERANCES UNLESS OTHERWISE SPECIFIED: X.XXX ± .031 INCH X.XX ± .063 INCH X.X ± .125 INCH ANGULAR ± 0.30°		JBL Professional A Harman International Company Northridge, California 91329, U.S.A.	
TITLE CUSTOMER DWG, VT4886		SIZE D	REV A
SCALE 1:2		SHEET 1	OF 1

8

7

6

5

4

3

2

1