



KP4012/KP4012-WH

12 Inch 2-Way Full Range Loudspeaker System

Professional Series

Key Features:

- ▶ 12" high efficiency woofer design
- ▶ 1.5" annular polymer diaphragm compression driver
- ▶ Enclosure constructed of 15 mm birch plywood with rugged durable finish
- ▶ 70° x 100° coverage pattern for even and smooth response on and off axis
- ▶ Attractive cloth backed robust steel grille design
- ▶ Precision engineered crossover for optimal driver integration
- ▶ Rotatable JBL ENTERTAINMENT logo for both horizontal and vertical applications
- ▶ Two enclosure color option: Black (KP4012) or White (KP4012-WH, 10th anniversary exclusive edition with golden JBL Entertainment Logo.)



Applications:

- ▶ Karaoke sound reinforcement
- ▶ Club live sound reinforcement
- ▶ High-performance satellite speaker for use with subwoofers

The KP4012 is a compact and premium high-output full-range loudspeaker.

The KP4012 uses a 305 mm (12 in) humidity protection woofer with optimal demodulating/cooling aluminium ring inside, which is high power, low distortion and low power compression, and a 2408H-2 37.5 mm (1.5 in) annular polymer diaphragm, neodymium compression driver for 350 watts power capacity. 70° x 100° coverage pattern provides smooth, even coverage whether used in the vertical or horizontal orientation. The high-order passive network minimizes band overlap.

The enclosure is constructed of 15 mm multi-ply high quality birch plywood and finished in a durable black paint coating. The trapezoid enclosure is fitted with dual Neutrik NL4MP connectors for loop thru connection, thirteen M10 threaded suspension points and six M10 screws for Karaoke bracket mounting. It utilizes a 1.5 mm protective screen backed steel grille to provide driver protection with a very professional appearance.

Specifications:

System:	
System Type:	12", 2-way, bass-reflex
Frequency Range (-10 dB) ¹ :	47 Hz - 20 KHz
Frequency Response (±3 dB) ¹ :	80 Hz - 20 KHz
System Sensitivity (1w @ 1m) ¹ :	97.5 dB
Nominal Impedance:	8 ohms
Maximum SPL:	125 dB (131 dB peak)
Power Rating ² : (Continuous/Program/Peak)	350 W/700 W/1400 W
Coverage Pattern:	70° x 100° (H x V)
Physical:	
Dimensions (H x W x D):	600 mm x 360 mm x 382 mm 23.6 in x 14.2 in x 15.0 in
Net Weight:	18.5 Kg (40.7 lbs)
LF Driver:	1 x 12 inch woofer, 2.5 inch voice coil, ferrite magnet
HF Driver:	1 x 2408H-2 compression driver, 1.5 inch voice coil, NEO magnet
Input Connectors:	2 x Neutrik® Speakon® NL4MP
Enclosure Construction:	Trapezoid, 15 mm, plywood
Enclosure Color:	Black(KP4012)/White(KP4012-WH)

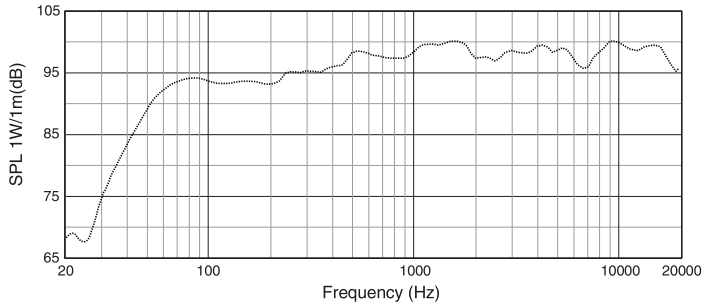
¹ Full space (4π) conditions

² IEC standard, pink noise with 6 dB crest factor for 2 hours

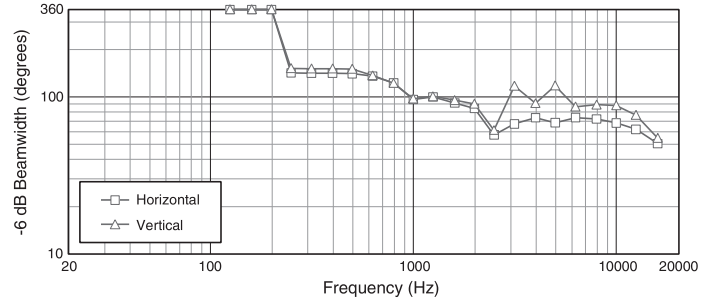
JBL continually engages in research related to product improvement. Some materials, production methods and design refinements are introduced into existing products without notice as a routine expression of that philosophy. For this reason, any current JBL product may differ in some respect from its published description, but will always equal or exceed the original design specifications unless otherwise stated.

▶ KP4012/KP4012-WH 12 Inch 2-Way Full Range Loudspeaker System

Frequency Response:

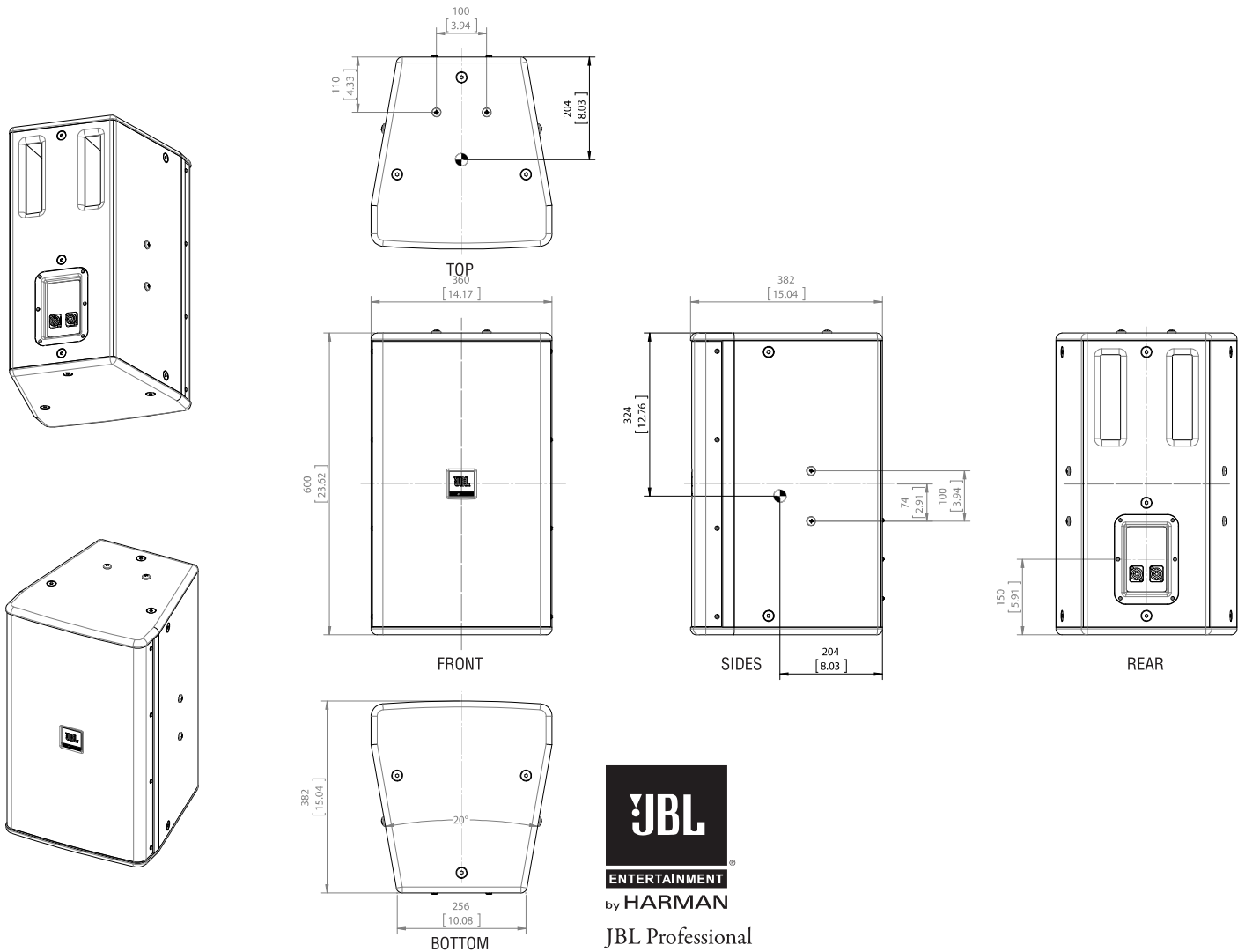


Beamwidth:



Dimensions:

Dimensions in mm (inch)



JBL Professional
8500 Balboa Boulevard, P.O. Box 2200
Northridge, California 91329 U.S.A.

© Copyright 2014 JBL Professional
www.jblpro.com

SSKP4012
SSKP4012-WH
SZ
04/15