

KP4010G2

Passive 10" 2-Way, Full-Range Karaoke Loudspeaker



HIGHLIGHTS ■

Tuned for KTV Applications

JBL signature karaoke tuning provides excellent vocal and bass performance

Precision Crossover

Precision-engineered crossover delivers enhanced vocal clarity

Sleek Design

Sleek, modern design that is well-suited for a wide range of KTV applications and installations

Rotatable, Illuminated JBL Logo

PSL (Passive Sound Lighting) Technology illuminates rotatable JBL Entertainment logo to showcase the quality of the system to customers

Pole Socket

Single-position pole socket for applications that require pole mounting

Continuing JBL Entertainment's iconic heritage in karaoke speakers and audio performance, the JBL KP4010G2 is a premium 10" passive, high-output, full-range loudspeaker for KTV applications and installations. The speaker follows in the footsteps of its predecessor—the KP4010—as it features excellent vocal and bass performance and JBL's standard of reliability in a reimagined, modern, sleek design.

Featuring JBL's signature KTV tuning, the KP4010G2 delivers the legendary sound that karaoke-goers and venue owners know and love. In addition to outstanding audio quality, the KP4010G2 features a fresh, striking form factor that matches the rest of the KP G2 Series. With this uniform look, you can mix and match models from across the portfolio to create a premium KTV system. Plus, the KP4010G2 includes a rotatable, illuminated JBL Entertainment logo, which allows you to showcase the presence of the renowned JBL brand in your venue. Altogether, with pristine audio and striking aesthetics, the KP4010G2 enhances KTV venues and provides a memorable karaoke experience.

KEY MESSAGES ■

SIGNATURE JBL KARAOKE SOUND

Following in the footsteps of the original and highly successful KP Series, the KP4010G2 features JBL's legendary karaoke tuning, which provides excellent vocal and bass performance. With pristine audio quality, karaoke-goers will clearly hear every note while singing their favorite songs.

REIMAGINED, MODERN DESIGN

The KP4010G2 features a new, sleek form factor that matches the rest of the KP G2 Series. Plus, the loudspeaker features PSL (Passive Sound Lighting) Technology, which illuminates the rotatable JBL Entertainment logo and allows you to showcase the system quality.

UNCOMPROMISING QUALITY

Built with JBL's standard of reliability, the KP4010G2 endured rigorous testing to ensure it will withstand the test of time. Perfect for a wide range of KTV venues, the KP4010G2 is designed to deliver optimum performance for the long haul.

FLEXIBLE INSTALLATION

As a member of the KP G2 Series, the KP4010G2 provides venue owners flexible configuration options as it can be mixed and matched with speakers across the portfolio to build a premium KTV audio system. Plus, the KP4010G2 features the same dimensions as its predecessor—the KP4010—offering simple retrofitting and installation into existing systems.

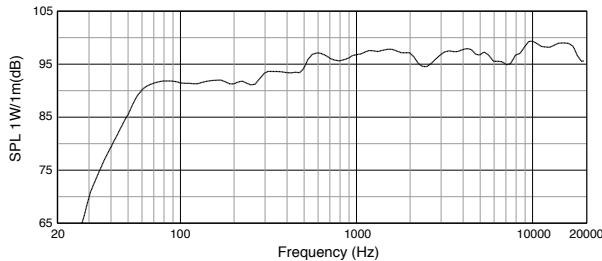
KP4010G2



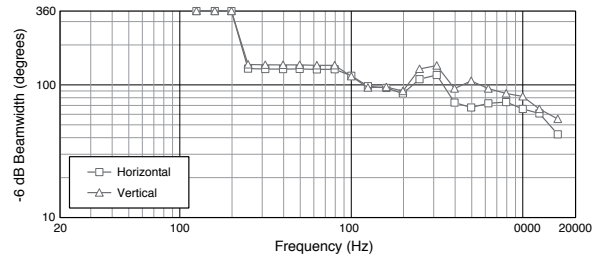
Passive 10" 2-Way, Full-Range Karaoke Loudspeaker

GRAPHS ■

Frequency Response:



Beamwidth:

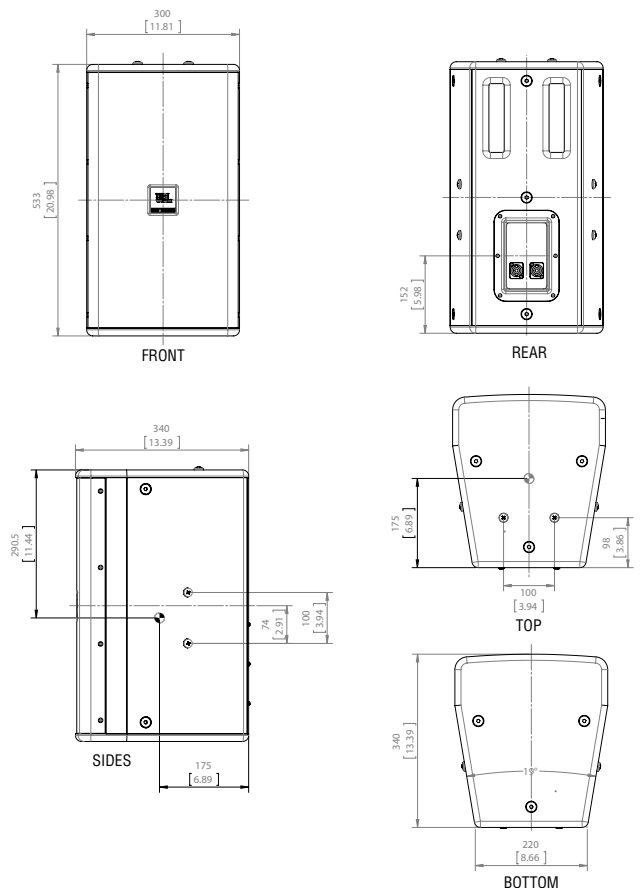


FEATURES ■

- Passive 2-way, bass-reflex full-range karaoke loudspeaker
- 10" high-efficiency woofer for high power handling, low distortion and low power compression
- 1.5" annular polymer diaphragm compression driver
- JBL signature karaoke tuning provides excellent vocal and bass performance
- Precision-engineered crossover delivers enhanced vocal clarity
- Sleek, modern design that is well-suited for a wide range of KTV applications and installations
- PSL (Passive Sound Lighting) Technology illuminates rotatable JBL Entertainment logo
- Single-position pole socket for applications that require pole mounting

DIMENSIONS ■

Dimensions in mm (inches)



TECHNICAL SPECIFICATIONS ■

SYSTEM TYPE:	10", 2-way, bass-reflex
FREQUENCY RANGE (-10 dB):	50 Hz – 20 kHz
FREQUENCY RESPONSE (±3 dB):	85 Hz – 20 kHz
SENSITIVITY (1W @ 1M):	95 dB
NOMINAL IMPEDANCE:	8 ohms
MAXIMUM SPL:	122 dB (128 dB peak)
POWER RATING:	Continuous: 300W Program: 600W Peak: 1200W
COVERAGE PATTERN:	70° x 100° (H x V)
LF DRIVER:	1 x 10" woofer, 2.5" voice coil, ferrite magnet
HF DRIVER:	1 x JBL 2408H-2 compression driver, 1.5" voice coil, NEO magnet
INPUT CONNECTORS:	2 x Neutrik® Speakon® NL4MP
ENCLOSURE CONSTRUCTION:	Trapezoid, 15 mm, plywood
DIMENSIONS (H x W x D):	533 mm x 300 mm x 340 mm (21.0 in x 11.8 in x 13.4 in)
NET WEIGHT:	14.8 kg (32.6 lb)



HARMAN Professional 8500 Balboa Blvd. Northridge, CA 91329 USA

© 2019 HARMAN International Industries, Incorporated. All rights reserved.
Features, specifications and appearance are subject to change without notice.

www.jblpro.com

Issued: 11/2019