




Ki312

12 Inch Full Range Loudspeaker System

Professional Series

Key Features:

- ▶ High-performance 12" woofer features a sophisticated cone design with rubber surround for long-life, high reliability, and unsurpassed low-frequency reproduction
- ▶ Dual 1" Aluminum dome neodymium tweeters
- ▶ Enclosure is constructed of MDF (Medium Density Fiberboard) with vinyl laminated finish
- ▶ High-strength ABS (Acrylonitrile Butadiene Styrene) wave guide provides even and smooth frequency response
- ▶ Precision engineered crossover for optimal power response and performance in the critical mid-range region
- ▶ Built-in protection circuit engineered specifically to protect the tweeters without interfering with the overall performance



Applications:

- ▶ For Karaoke sound reinforcement

The Ki312 is a premium full-range speaker designed especially for Karaoke market.

The Ki312 uses a 12" woofer and two 1" aluminum dome tweeters. The 12" woofer features a non-pressed long fiber pulp cone and pure nitrile butadiene rubber surround providing necessary stiffness and high reliability and capacity to withstand the tremendous accelerating force from the motor. An anodized aluminum voice coil former provides extra cooling for greater long-term power handling. The two 1" aluminum dome tweeters provide warm, clear and crystal high frequency and wide, even coverage of listening area.

The whole system can withstand 300 watts power capacity. High-strength ABS waveguide provides even and smooth frequency response as well as protection for the tweeters.

The enclosure is constructed of durable MDF wood with vinyl laminated finish and fitted with nickel-plated binding post for reliable connectivity. Two high-strength M10 x 40 attachment points guarantee the stability of suspension. The three-piece ABS grille provides excellent component protection. The cloth covered center grille adds a distinctive design element to the overall elegant appearance of the loudspeaker.

Specifications:

System:

System Type:	12", 2-way, bass-reflex
Frequency Range (-10 dB) ¹ :	48 Hz - 20 KHz
Frequency Response (± 3 dB) ¹ :	65 Hz - 18 KHz
Sensitivity (1w/1m) ¹ :	92 dB
Nominal Impedance:	8 Ohms
Maximum SPL ² :	117 dB (123 dB peak)
Power Rating ³ : (Continuous/Program/Peak)	300 W / 600 W / 1200 W
Coverage Pattern:	120° x 100° (H x V)

Physical:

Dimensions (H x W x D):	344 mm x 595 mm x 360 mm 13.5 in x 23.4 in x 14.2 in
Net Weight:	16.2 Kg/PC (35.7 lbs/PC)
LF Driver:	1 x 12" WF
HF Driver:	2 x 1" Aluminum dome tweeter
Input Connectors:	Binding post
Enclosure Construction:	Vinyl covered 18 mm MDF

1 Full space (4π) conditions

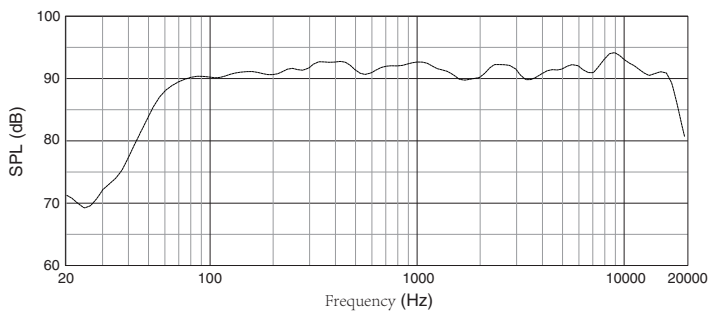
2 Calculated maximum SPL based on rated power handling

3 IEC pink noise with 6 dB crest factor, in frequency range for 100 hours

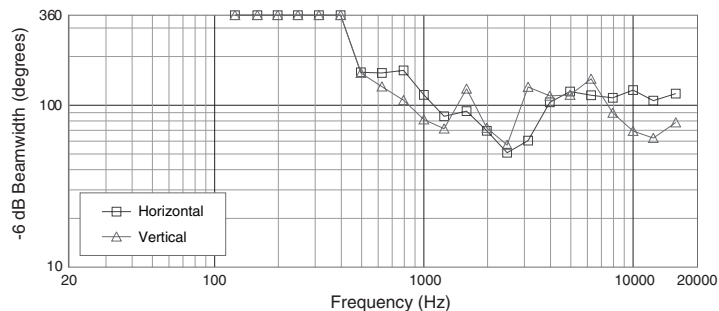
JBL continually engages in research related to product improvement. Some materials, production methods and design refinements are introduced into existing products without notice as a routine expression of that philosophy. For this reason, any current JBL product may differ in some respect from its published description, but will always equal or exceed the original design specifications unless otherwise stated.

► Ki312 12 Inch Full Range Loudspeaker System

Frequency Response:

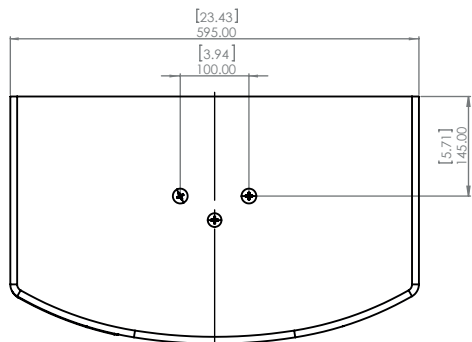


Beamwidth:


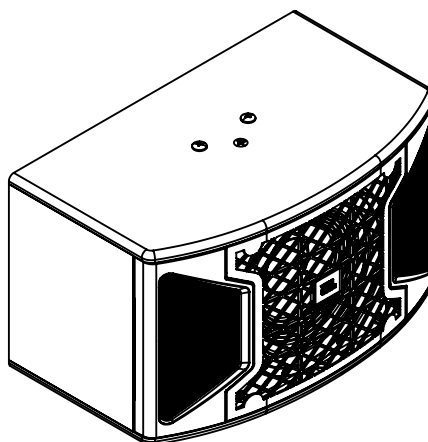


Dimensions:

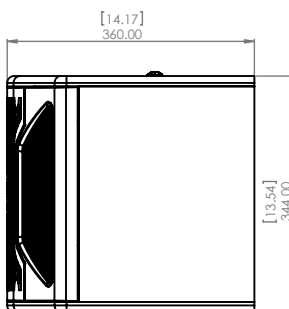
Dimensions in mm (inch)



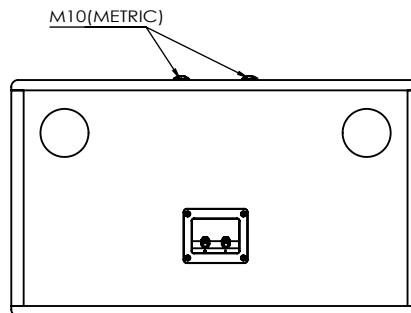
TOP



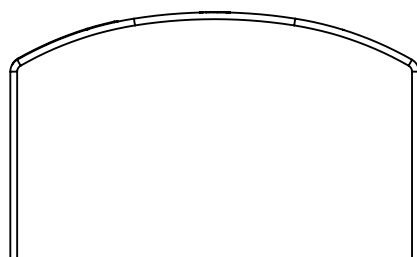
FRONT



SIDE



BACK



BOTTOM



JBL Professional
8500 Balboa Boulevard, P.O. Box 2200
Northridge, California 91329 U.S.A.
© Copyright 2011 JBL Professional
www.jblpro.com

SSKi312
SZ
04/15