


C222HP-BOT

Two-Way ScreenArray® Cinema Loudspeakers



Key Features:

- Next-generation two-way ScreenArray® design for maximum output, improved coverage and minimum distortion. The C222HP is a 2-Way ScreenArray that is designed to perform like a 3-Way in terms of output and frequency response.
- Patent-pending Dual Dissimilar Arraying Technology creates coverage pattern for raked seating areas, and extends HF output power and pattern control a full octave in both spectrum extremes
- Patent-pending Acoustic Aperture Technology delivers improved drivers for lower distortion and higher sensitivity, plus enhanced mid-range performance for a smooth crossover transition
- 14" footprint saves space without sacrificing performance
- C222HP is designed for medium to large sized cinemas, studios, and dubbing stages to achieve a maximum throw of 35m (115')
- Unit is sold as C222HP-TOP and C222HP-BOT.
- C222HP is a biamp only configuration



Description:

The C222HP combines JBL's latest technological advances with a compact footprint and accessible price point, making it easy to upgrade the sonic experience in your small or mid-sized cinema. Featuring patent-pending Dual Dissimilar Arraying and Acoustic Aperture Technology, the JBL 200 Series provides remarkably uniform coverage and smooth, accurate sound reproduction for every member of your audience. The C222HP is perfect for multiplexes, studios and dubbing stages with space constraints. And since the 200 Series uses the same driver technology trusted by top movie studios around the world, your audience will enjoy a more captivating, authentic experience from every seat in the house—just like the creators intended. The C222HP represents JBL's most advanced cinema two-way ScreenArray.

-The C222HP is ordered and shipped in two pieces C222HP-TOP and C222HP-BOT.

- The information on the following page represents the combined performance of each piece.

C222HP-BOT

Two-Way ScreenArray® Cinema Loudspeakers



Specifications:

System

Frequency Response (-3 dB)	44Hz - 18kHz
Frequency Response (-6 dB)	40Hz - 20kHz
Frequency Response (-10 dB)	36Hz - 20kHz
Max Continuous SPL	135dB
Hor. Coverage (-6dB)	100 deg. @ 4kHz
Vert. Coverage (-6dB)	Asymmetrical 60° (+25, -45 @ 4kHz)

Electrical

LF Nominal Impedance	4Ω
HF Nominal Impedance	8Ω
LF Minimum Impedance	3.15Ω @ 140Hz
HF Minimum Impedance	3.89Ω @ 9kHz
LF Power Handling (2Hr AES Rating)	1200W
LF Power Rating (100Hr AES Rating)	720W
HF Power Handling (2Hr AES Rating)	85W
LF Power Rating (100Hr AES Rating)	51W

Free Field Sensitivity

LF Sensitivity	103 dB SPL @ 2.83V
HF Sensitivity	112 dB SPL @ 2.83V

Transducers

Low Frequency	2 x 2275H-BK
High Frequency	2 x 2515XP-J


Furthest Seat

Meters	35
Feet	115

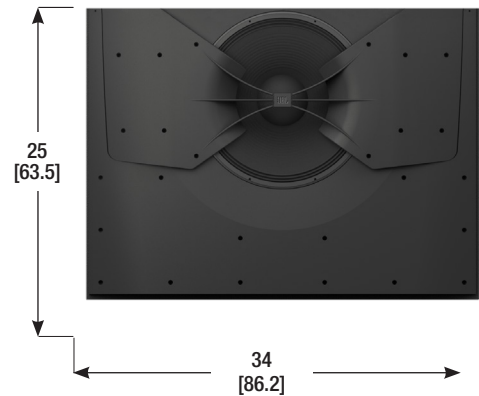
Physical

Dimensions (H x W x D) - Inches	60 x 34 x 14
Dimensions (H x W x D) - CM	152.8 x 86.2 x 36.2
Dimensions C222HP-BOT (H x W x D)	25 x 34 x 14
Dimensions C222HP-BOT (H x W x D) - CM	63.7 x 86.2 x 36.2
Input Connectors	Screw Terminal Barrier Strip

Dimensions:



Dimensions: Inches [cm]



C222HP-BOT

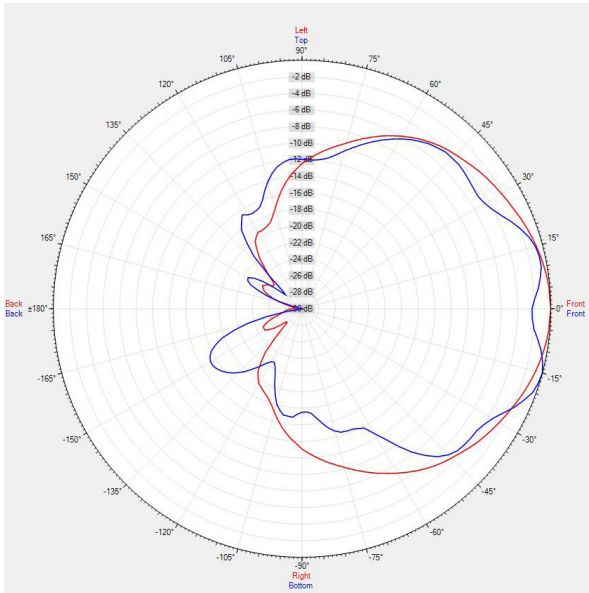
Two-Way ScreenArray® Cinema Loudspeakers



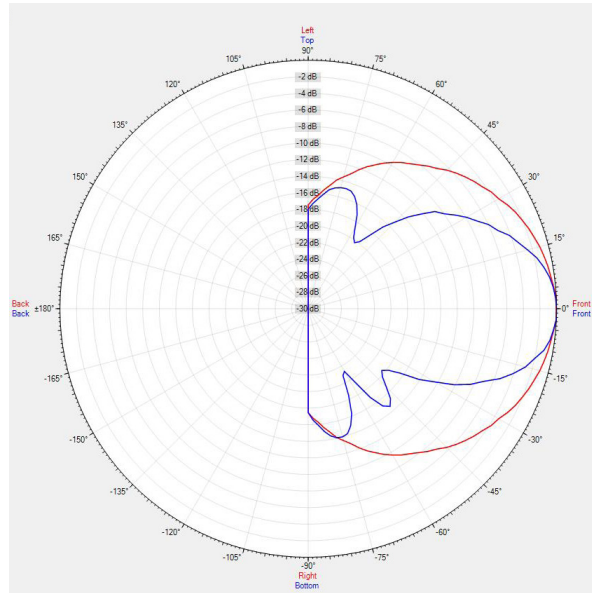
Polar Plots

Note: Red line = Horizontal, Blue Line = Vertical

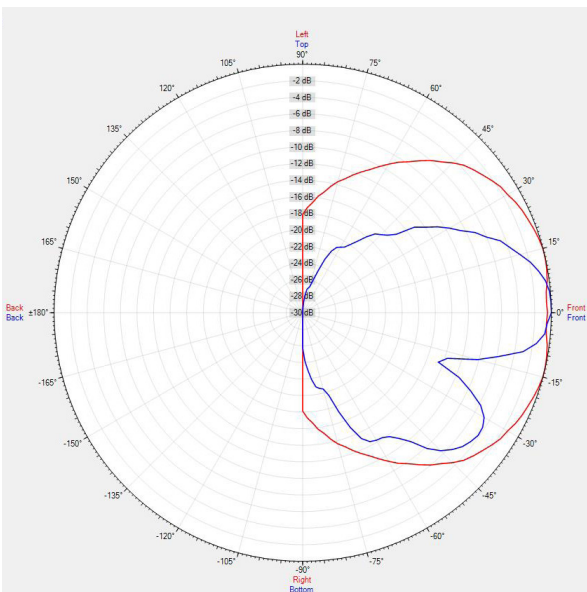
1kHz



2kHz



4kHz



8kHz

