

IMPLEMENTATION

SVSI's N-Series line of Networked AV products offer large seamless matrix switching and video-over-IP content distribution for professional AV dealers. Our Networked AV solutions provide unsurpassed video and audio quality at bandwidths appropriate to any network segment or link. Matrix switches as large as 1200x800 have been constructed on a house network using SVSI Networked AV products. Alternatively, many customers choose to deploy N-Series systems on a physically separate network in order to keep video traffic separate from production data or voice. In this latter case, one option for control is to put the control system on the house network and connect it to an N-Command N8002 Controller to allow for control of the N-Series system from their main corporate network. Items can be purchased through our network of domestic and international authorized partners.

Item	Description
Encoders/Decoders	
N1122A MPC Video over IP Encoder	Encodes raw video, audio, and control. Fixed stream size of 800 Mbps. Supports IR, serial, balanced/unbalanced analog audio, and AES67. Can be powered by a PoE switch.
N1222A MPC Video over IP Decoder	Decodes MPC streams back to synchronized video and audio. Supports IR, serial, balanced/unbalanced analog audio, and AES67. Can be powered by a PoE switch.
N1133A MPC Video over IP Encoder	Encodes raw video, audio, and control. Fixed stream size of 800 Mbps. Supports IR, serial, balanced/unbalanced analog audio, SFP, KVM, and AES67. Can be powered by a PoE switch.
N1233A MPC Video over IP Decoder	Decodes MPC streams back to synchronized video and audio. Supports IR, serial, balanced analog audio, SFP, KVM, and AES67. Can be powered by a PoE switch.
N1134A HD-SDI Encoder	Encodes raw video, audio, and control. Fixed stream size of 800 Mbps. Supports HD-SDI video connection, IR, serial, balanced/unbalanced analog audio, SFP, KVM, and AES67. Can be powered by a PoE switch.
N1115 MPC Video over IP Decor-Style Wallplate Encoder	Encodes raw video, audio, and control. Fixed stream size of 800 Mbps. Supports IR, serial, balanced/unbalanced analog audio, SFP, and KVM. Powered by a PoE switch.
N2122A Digital Cinema Grade Video over IP Encoder	Encodes raw video, audio, and control to adjustable 10-200Mbps JPEG2000 stream for cinema-quality motion video. Supports IR, serial, balanced/unbalanced analog audio, and AES67. Can be powered by a PoE switch.
N2212A Decoder Digital Cinema Grade Video over IP Decoder (low-cost model)	Decodes JPEG2000 IP video stream back to synchronized video and audio. Supports serial, balanced/unbalanced analog audio, and AES67. Powered externally (PoE not supported).
N2222A Digital Cinema Grade Video over IP Decoder	Decodes JPEG2000 IP video stream back to synchronized video and audio. Supports IR, serial, balanced/unbalanced analog audio, and AES67. Can be powered by a PoE switch.
N2135A Low-Latency Encoder	Encodes HD video to JPEG2000 stream 25 - 600 Mbps. Supports IR, serial, balanced/unbalanced analog audio, SFP, KVM, and AES67. Can be powered by a PoE switch.
N2235A Low-Latency Decoder	Decodes HD video back to synchronized video and audio. Supports IR, serial, balanced analog audio, SFP, KVM, and AES67. Can be powered by a PoE switch.

Item	Description
N2151 4K Ultra-HD Encoder	Encodes 4K HDMI video to uncompressed (up to 4 Gbps) or JPEG2000 compressed stream (100 - 600 Mbps). Compressed video can be supplied to either the fiber or copper ports. Supports IR, serial, balanced/unbalanced analog audio, and KVM.
N2251 Ultra-HD Decoder	Decodes 4K HDMI video synchronized video and audio. Supports IR, serial, balanced analog audio, and KVM.
N2312 4K Encoder	Encodes to distribute 4K applications with resolutions up to 4096x2160. Supports HDCP 2.2. Motion-based wavelet codec solution delivers video with nearly imperceptible latency at an incredibly low 200 Mbps bandwidth for static content. Full motion video could be as high as 700 Mbps. Can be powered by a PoE switch.
N2322 4K Decoder	Decodes to distribute 4K applications with resolutions up to 4096x2160. Supports HDCP 2.2. Can be powered by a PoE switch.
N2412A 4K Ultra-HD Video over IP Encoder	Encodes to distribute video at resolutions up to 4K60 4:4:4 with just two frames of latency (using JPEG2000). Supports HDMI 2.0 and HDCP 2.2, offering increased compatibility with 4K sources and displays. Supports AES67. Can be powered by a PoE+ switch.
N2422A 4K Ultra-HD Video over IP Decoder	Decodes to distribute video at resolutions up to 4K60 4:4:4 with just two frames of latency (using JPEG2000 encoding). Supports HDMI 2.0 and HDCP 2.2, offering increased compatibility with 4K sources and displays. Supports AES67. Can be powered by a PoE+ switch.
N3132 H.264 Compressed Video over IP Encoder	Encodes raw video and audio to adjustable 0.032-10Mbps H.264 video stream and AAC audio stream for internet-compatible distribution. Supports IR, serial, balanced audio, SFP, and USB record. Can be powered by a PoE switch.
N3232 Compressed Video over IP Decoder	Decodes H.264 IP video stream and AAC audio stream back to synchronized video and audio. Supports IR, serial, balanced audio, and SFP. Can be powered by a PoE switch.
Audio Transceiver	
N4321 Audio Transceiver (ATR)	Sends/receives two-channel audio over IP (balanced or unbalanced). Supports 2xRelay, 1xGPI (General Purpose Input), and 48v Phantom Power.
Accessories	
N9206 2RU Cage	Holds and provides power for up to six N-Series card units. Supports any combination of N1000/N2000/N3000 Encoder/Decoder cards and N4321 ATR cards.
N9102 Rack Shelf	1RU rack shelf for two side-by-side N-Series units (Encoder, Decoder, or ATR).
Network Video Management	
N6123 Networked Video Recorder (NVR)	Networked multi-channel recording and playback of video streams.
Windowing Processors	
N1512 Windowing Processor	Networked 4x1 windowing processor for N1000 streams. Supports stacking and video wall applications. Requires five network connections as well as five statically assigned IP addresses.
N2510 Windowing Processor	Networked 4x1 windowing processor for N2000 streams. Supports stacking and video wall applications. Requires five network connections as well as five statically assigned IP addresses.

Item	Description
N3510 Windowing Processor	Networked 9x1 windowing processor for N3000 streams. Accepts up to 9 inputs and allows users to create a combined, customized single stream to output to any N3000 decoder and/or direct HDMI output.
Control Options	
N-Able Software	Free N-Series Equipment setup utility and troubleshooting tool. Supports PC or Mac. <i>PC version - http://www.amx.com/products/N-ABLE-PC.asp Mac version - http://www.amx.com/products/N-ABLE-MAC.asp</i>
N-Control Touch Panels	NT-SD-701 7" wall mount touch panel and NT-ST-701 tabletop touch panels control N-Series systems with customizable user interfaces.
N-Act	On-board control. All N-series Encoders/Decoders have on-board, built-in control capability via events that can trigger any number of TCP/UDP commands to other IP controllable devices.
N-Command Control Appliances	N8001, N8002, and N8012 web-based hardware controllers. Offers control options for multiple users and devices (number supported is dependent upon model selected). See page 4 for more info. Capable of interfacing with third-party control systems for simplified end user control.

Third-Party Control

For direct control of units, refer to our Direct Control API documents.

Implementation Considerations

- N-Series Networked AV solutions are based on gigabit Ethernet protocol.
- Uncompressed 4k solution requires 10 Gbps fiber.
- Networked AV devices can be installed on a physically separate network or converged onto an existing gigabit Ethernet network.
- By default, units come configured in DHCP mode. If there is no DHCP server on the network, they switch to Auto IP mode with IP addresses of 169.254.xxx.xxx.
- Any control software or device must have a Dynamic, Static, or DHCP IP address in the same subnet as all Networked AV devices.
- Virtually any layer-3 switch or layer-2 switch (so long as it supports IGMP snooping and querying) can be used for routing Networked AV video streams. Certain applications also require IGMP Immediate Leave to be enabled. Switches not directly supported/sold by AMX should be tested prior to system deployment.
- A video network can incorporate 10/100-baseT devices such as third-party controllers or point-of-sale devices. However, video traffic must be blocked from going into the network port to which the device is connected. This can be done through an extra switch port on an N-Series device or through a port on a switch with IGMP snooping enabled.
- N3000 video streams can be routed through 100-baseT networks. However, if data or voice are converged on the network, careful consideration must be given to the bandwidth management. Otherwise, significant video drop-outs or unacceptable quality video will result. AMX recommends gigabit Ethernet networks whenever possible.
- The maximum distance between devices directly is 100 meters (328 feet) over CAT5e cable. This distance can be extended in increments of 100 meters (328 feet) by using a gigabit switch as a repeater between devices. Copper Ethernet connections can be up to 100 meters but the use of fiber can extend network connections to many kilometers.

- The system is controllable through N8001/N8002/N8012 controllers, AMX Control Systems, or a third-party control system using TCP/IP (e.g., Savant, Utelogy, Crestron).
- If being added to an existing house network, involvement of the IT administrator as early as possible will help ensure successful implementation. For stand-alone networks, AMX recommends purchasing the appropriate pre-configured network switches from AMX.

NOTE: *Virtually any system that can open a socket and send ASCII strings will be able to control an N-Series system.*

Batch Configuration of IP Addresses

N-Able has the ability to export and import comma-separated value (CSV) files. Once units are auto-discovered in N-Able, the CSV file can be exported into Excel where parameters such as IP address, subnet mask, gateway, stream number, audio settings, etc., can be configured. Once configured, importing this CSV file back into N-Able will assign those parameters to the appropriate device and reboot the device to activate. This procedure can be used to configure multiple Networked AV devices at the same time. It can also provide valuable diagnostics by allowing the user to see the last known device configuration as well as scan the network for new devices (regardless of IP configuration).

N-Able, N-Touch, and N-Command Controllers

N-Able is a free device setup utility that installs and runs on a host machine. The host machine must be connected to the network containing (and have an IP address in the same range as) the N-Series equipment. The N8000 series controller is a dedicated hardware device that simplifies set-up and allows expanded web-based control. N-Touch Wallplate/Touch Panel Controllers are stand-alone dual-gang IP controllers that send commands to multiple IP clients with the push of a button.

The following table lists the host PC system requirements for installing N-Able software:

Operating System	Windows 7/8/8.1/10 or Mac OSX
RAM	512 MB minimum, 1GB recommended
Network Connection	Ethernet (1000-baseT recommended)
Hard Disk Space	70 MB

The following table compares the features of the N-Able, N-Touch, and N-Command Controllers:

Features	N-Able Control Software	N-Touch Controller	N8001 Controller	N8002 Controller	N8012 Controller
Web-Based Control		✓	✓	✓	✓
Group Management			✓	✓	✓
Third-Party Control		✓	✓	✓	✓
Remote Web-Based Diagnostics			✓	✓	✓
Software Installation Not Required		✓	✓	✓	✓
Virtual Matrix Switching	✓		✓	✓	✓
Touch-Panel Editing and Hosting		✓	✓	✓	✓
Mobile Device Support		✓	✓	✓	✓
Panel Builder		✓	✓	✓	✓
Scripts		✓	✓	✓	✓
Interface to Networked AV System	Host Network Interface	Network	Network	Dual Network Interfaces	Dual Network Interfaces
Redundant Power Supplies					✓
Fail-Over Support					✓
One-Year Priority Help Subscription					✓
Max Number of Users	1	Unlimited	5	Unlimited	Unlimited
Max Number of Devices	Unlimited	Unlimited	50	Unlimited	Unlimited

VIDEO INPUTS

Digital video is input directly to any Encoder through the digital video input (HDMI IN) connector. The VGA IN connector allows for analog input. DVI, Displayport, or component signals can be input using passive adapters or cables. HD-SDI, composite, S-Video, or RF sources require conversion by third-party devices.

Supported Resolutions

Each Encoder samples the incoming digital video frequency and adjusts accordingly. The supported video resolutions are:

Source	Resolutions (width x height)	Supported Frame-Rate
Computer/TV Modes	Up to 1920x1200*	Up to 60-Hz for all modes
4K**	Up to 4096 x 2160	Up to 60-Hz for all modes

* With the exception of the N3000 Series Encoders which support up to 1920x1080.

**4K is only supported on select N-Series products.

Most Encoders and Decoders have a scaling option that can be turned on or off (exceptions include the N1000 MPC Encoders and the N2151 4K Encoders). For seamless switching between video streams, all inputs should be scaled to the same resolution. Enable Decoder scaling to enable seamless switching between video streams of different resolutions. Disable Decoder scaling to bypass display scaling and present content at highest fidelity.

EDID Information

Most video sources have the capability to output in multiple formats. The supported video resolutions and formats are stored in Extended Display Identification Data (EDID). Some video sources will query the attached display's EDID to assess supported resolutions and then output the highest common format. Other video sources will not query and instead start outputting in a pre-determined format. Each N-Series Encoder acts like a display to a video source and comes pre-stored with a specific EDID indicating supported resolutions and formats. N-Able software allows an Encoder to be loaded with the EDID from a particular display. This may be necessary to restrict the video source output format to only those supported by a particular monitor. Alternatively, enabling scaling on the Encoder allows selection of a format that may be compatible with the display.

HDCP

Harman's Networked AV products provide HDCP and EDID management. Please contact AMX if your video distribution requirements include owner-created or owner-controlled content.

NETWORK PROPERTIES

Networked AV products use different network packet protocols for different operations. These network formats are described in the table below, followed by a table listing the applicable port numbers:

Signal	N-Able	N8000 Series Controllers	Default Address Range	Comments
Auto-discovery	UDP/IP Broadcast	UDP/IP Broadcast	255.255.255.255	<ul style="list-style-type: none"> switchable but not routable not configurable
Control	UDP/IP TCP/IP Unicast	UDP/IP TCP/IP Unicast	169.254.xxx.xxx	<ul style="list-style-type: none"> IP address settable in N-Able or N8000 controller
Video	UDP/IP Multicast	UDP/IP Multicast	239.255.37.1 - 239.255.164.255	<ul style="list-style-type: none"> administratively-scoped IP address switchable and routable with correct router configuration IGMP can be used for flood control
Audio	UDP/IP Multicast	UDP/IP Multicast	239.255.165.1 - 239.255.255.255	<ul style="list-style-type: none"> administratively-scoped IP address switchable and routable with correct router configuration IGMP can be used for flood control
Video (Interleaved)	UDP/IP Multicast	UDP/IP Multicast	239.255.0.1 – 239.255.255.253 (odd addresses)	<ul style="list-style-type: none"> administratively-scoped IP address switchable and routable with correct router configuration IGMP can be used for flood control
Audio (Interleaved)	UDP/IP Multicast	UDP/IP Multicast	239.255.0.2 – 239.255.255.254 (even addresses)	<ul style="list-style-type: none"> administratively-scoped IP address switchable and routable with correct router configuration IGMP can be used for flood control
Multicast Discovery	UDP/IP Multicast	UDP/IP Multicast	239.254.12.16	<ul style="list-style-type: none"> administratively-scoped IP address
AES67 Audio	UDP/IP Multicast	UDP/IP Multicast	239.0.0.0 – 239.255.255.255	<ul style="list-style-type: none"> administratively-scoped IP address switchable and routable with correct router configuration IGMP can be used for flood control
PTP Time Protocol	UDP/IP Multicast	UDP/IP Multicast	224.0.1.129	<ul style="list-style-type: none"> Precision Time Protocol (PTP) for AES67 audio synchronization

NOTE: Multicast addresses may be user-configured. Contact AMX for configuration utility.

Product	Interface	Type	Port
N1000/N2000 Series	Control	UDP	50001
		TCP	50001, 50002
	Audio	UDP	50003
	Video	UDP	50002
	Serial	TCP	50004
	KVM (for KVM-supporting products only)	TCP	50006
	HTTP Webserver	TCP	80
	HTTPS Webserver	TCP	443
	AES67	UDP	Default: 5004 User-configurable to 1-65535.
PTP	UDP	319, 320	
N3000 Series	Control	UDP	50001
		TCP	50001, 50002
	Serial	TCP	50004
	RTSP	TCP	8554
	RTCP	UDP	50011
	HTTP Webserver	TCP	80
	HTTPS Webserver	TCP	443
Transport Stream	UDP	18888	
N-Command	Control/Status	UDP	50005, 50006
	Panel Builder	TCP	3001
	HTTP Webserver	TCP	80
	HTTPS Webserver	TCP	443
	Direct Control API	TCP	50020
	HTTP Unit Webview	TCP	10000 + number of units
	HTTPS Unit Webview	TCP	20000 + number of units

NOTE: The SSL version for each port is the original port number + 100. For example for Control Port 50001, the SSL version would be port number 50101.

These network protocols should be familiar to any network engineer. Because our Networked AV solutions bridge the gap between the audio-visual (AV) and information technology (IT) worlds, AMX suggests involvement of both AV and IT departments in any installation.

FIG. 1 illustrates the basic installation of one Encoder and one Decoder. A video source provides the digital video content to the Encoder which converts to Ethernet packets and sends to the attached Decoder. The Decoder reconstitutes the video with synchronized audio for presentation to the attached display. If high-fidelity video and audio are playing on the display in this simple configuration, the N-Series hardware is operating successfully.



FIG. 1 Simple Installation

The same system can be connected through a network as shown in FIG. 2.

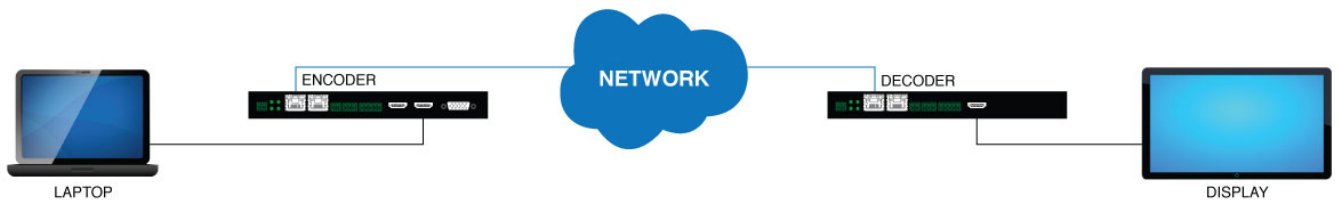


FIG. 2 Network Installation

If the same Decoder when connected through a network to the same Encoder does not deliver high-fidelity video, a network problem exists. In most cases, the device IP addresses are incompatible with the existing network configuration. Contact your network administrator to determine network properties and configuration.

More elaborate video networks can be constructed as illustrated in FIG. 3.

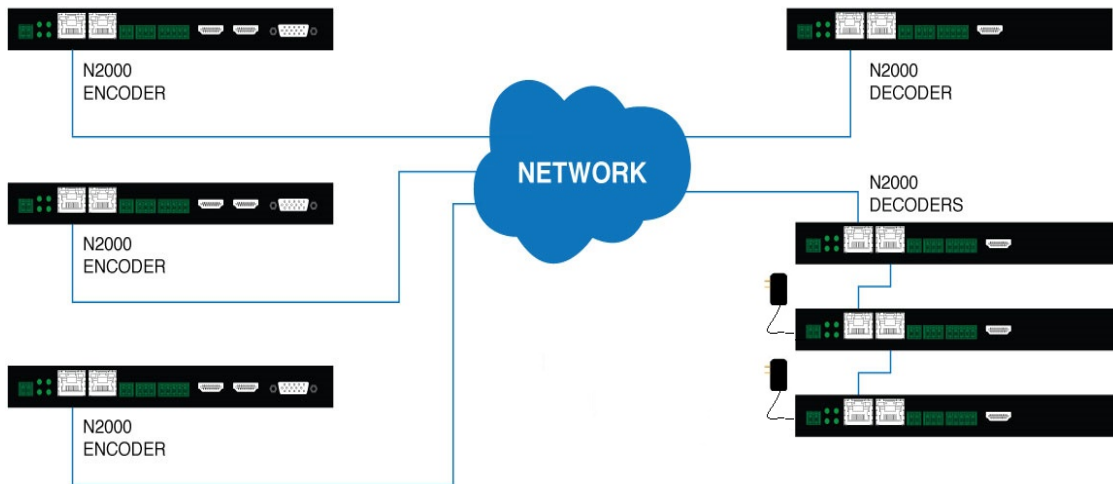


FIG. 3 LAN Installation

Controlling Multicast

N-Series Encoders, Decoders, and NVRs all use UDP/IP multicast for audio and video distribution. This works perfectly for high bandwidth applications such as streaming media because in multicasting there is one source (sender) sending data to multiple recipients, but there is only a single copy of the data being sent and shared among all of the recipients. This is accomplished by splitting the single transmission among the multiple users using multicast trees. If you would like to read more about IP multicast, Cisco provides many excellent resources such as the document found at the following wiki link:

http://docwiki.cisco.com/wiki/Internet_Protocol_Multicast#Internet_Group_Management_Protocol

There are two ways to control multicast on the network. Which one you choose depends on your network requirements.

- IGMP (Internet Group Management Protocol) Snooping: For use when streaming in a single VLAN. Allows video streams (groups) to be dynamically routed only to those ports requesting the video stream. The IGMP snooping feature prevents the multicast video traffic from flooding the network. This is the recommended setting for N-Series equipment. To use IGMP, the AV network switches must have IGMP snooping enabled and there must be a single master IGMP querier. For more information, visit the following Cisco website:
http://docwiki.cisco.com/wiki/Internet_Protocol_Multicast#Internet_Group_Management_Protocol
- PIM (Protocol Independent Multicast): For use when streaming multicast AV traffic between different VLANs. PIM functions independently of IP routing protocol. PIM Sparse Mode (PIM-SM) is recommended by AMX as it provides the lowest amount of overhead traffic on the network. PIM Dense Mode (PIM-DM) will work, but is not recommended as it has a much larger amount of overhead and can bog down a routed network. You can find more information about PIM by visiting the following Cisco website:
http://docwiki.cisco.com/wiki/Internet_Protocol_Multicast#Protocol-Independent_Multicast

N-Series control signals are TCP/IP unicast and can be routed. Video signals are multicast and can be routed in certain cases. Many Cisco routers require that the routing table be pre-loaded so that the processor does not have to touch each packet to determine its destination. Static routing has been used successfully to route multicast video traffic. Alternatively, existing routing protocols like generic routing encapsulation (GRE) or equivalent can be used to route video traffic. These protocols generally encapsulate the multicast packets in unicast wrappers for point-to-point transmission between routers. Once at the intended unicast destination address, the unicast wrapper is stripped and packets revert to multicast.

Although N1000 and N2000 Encoders output only multicast video, N3000 Encoders can output unicast video natively at a bandwidth compatible with lower speed links. N3000 also supports standard streaming protocols like RTP, RTSP, RTMP, and HTTP Live commonly used with content delivery services. The N4321 audio transceiver also supports both multicast and unicast.

Installation Over an Existing Network

Legacy network equipment may or may not be fully gigabit-enabled. Even though most installed networks are gigabit, it only takes one 100-BaseT switch or router within the video pathway to degrade or block the signal completely. If you are unsure of your network configuration, contact your network administrator before trying to implement a Networked AV solution on your network.

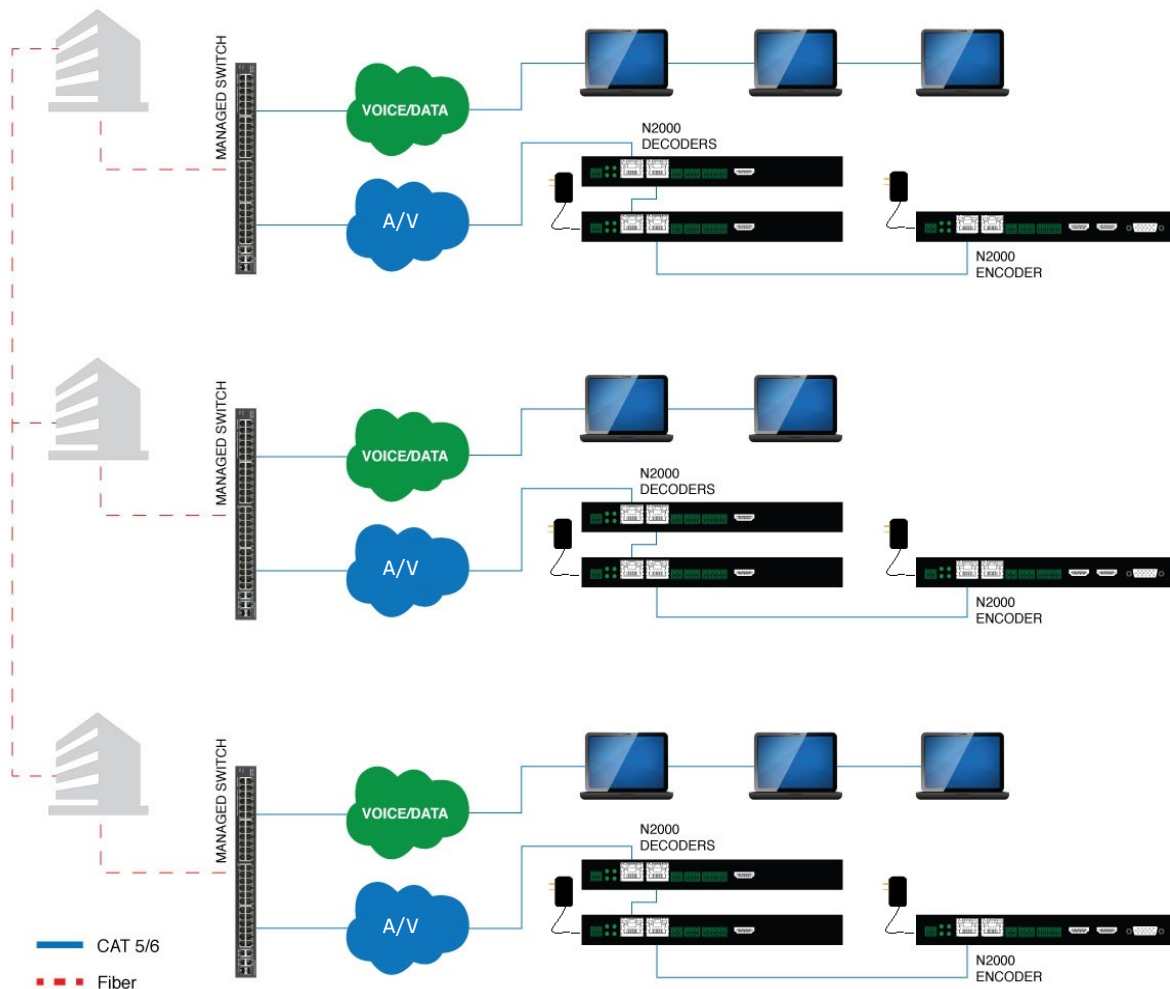


FIG. 4 Existing Layer-2 Network Installation

Even if a particular network is gigabit-enabled, installing Networked AV components can cause excessive amounts of video packets to overwhelm a network segment, VLAN, or device depending on the background traffic level. This can adversely affect other users on the network and must be avoided. Contact your network administrator before installation to determine traffic levels. N-Able software allows each Encoder's video stream to be disabled before connecting to an existing network. Once connected, Encoders can be enabled one at a time to determine network impact. AMX strongly recommends that all Encoders be disabled and variable bit-rates set as low as possible before connecting to an existing network.

FIG. 4 illustrates how Networked AV products can be installed on an existing layer-2 network over a dedicated VLAN separate from voice and data traffic while using an organization's existing infrastructure.

The following steps can be taken (at the discretion of your network administrator) to facilitate integration with an existing network:

- Ensure current ACLs (Access Control Lists) are not filtering multicast or control traffic.
- Remove Flow Control and/or Storm Control on any network port passing the video stream.
- Enable IGMP querying and snooping on all supported network switches.
- Enable VLANs to separate video traffic from data and voice.
- Allow multicast traffic on all network ports through which video streams pass.
- Reduce the variable bit-rate for each video stream in N-Able to obtain the lowest bandwidth at acceptable video quality.
- Reduce frame-rate in N-Able software.
- Turn all Encoders off in N-Able when not in use.
- Upload slide-show content to LocalPlay and display this locally-stored content when possible.
- Manually enter devices by MAC address to prevent N-Able from sending out broadcasts to locate. For a large number of devices during setup, a CSV file can be imported/exported using N-Able.

Any or all of these items can help integrate your video onto an existing network.

Network Diagnostic Utilities

AMX offers free network utilities to facilitate this deployment. Visit <http://www.amx.com/svsi/resources.asp> to download the following diagnostic tools:

- Wireshark – With an N-Series plug-in for extracting packet information from our Networked AV devices, this utility captures network packets to show source, destination, and payload. All multicast and broadcast packets will be captured and decoded. Wireshark does not require the host to have a compatible IP address.
- N-Able software – Available for PC or Mac, this software provides an easy and efficient way to setup and troubleshoot N-Series systems.
- VLC – Available for PC or Mac, this open-source software is a portable, media player and streaming media server (written by the VideoLAN project). Use it to view N3000 series streams on your desktop (e.g., UDP, RTP, RTSP and HTTP protocols). Download for free at <http://www.videolan.org/index.html>.

NOTE: *HDCP protected content is encrypted and therefore not visible using third-party viewers.*

Installation Over a Dedicated Network

Whenever possible, AMX recommends a dedicated layer-3 network for transmitting video. We offer the Cisco SG300- and SG500- lines of pre-configured switches for resale to our partners. These switches are shipped pre-configured for Networked AV from the factory.

It is possible to overwhelm a single switch port using IGMP when more than ten N2000s or one N1000 Decoder on the port request different video streams. When this happens, all video streams on the port will drop significant numbers of frames and appear jerky or cease to display video at all. This situation cannot be managed through the network except by reducing the bit-rates for all video streams where possible. Avoidance of more than a gigabit of traffic per wire during installation is the preferred method to prevent this occurrence.

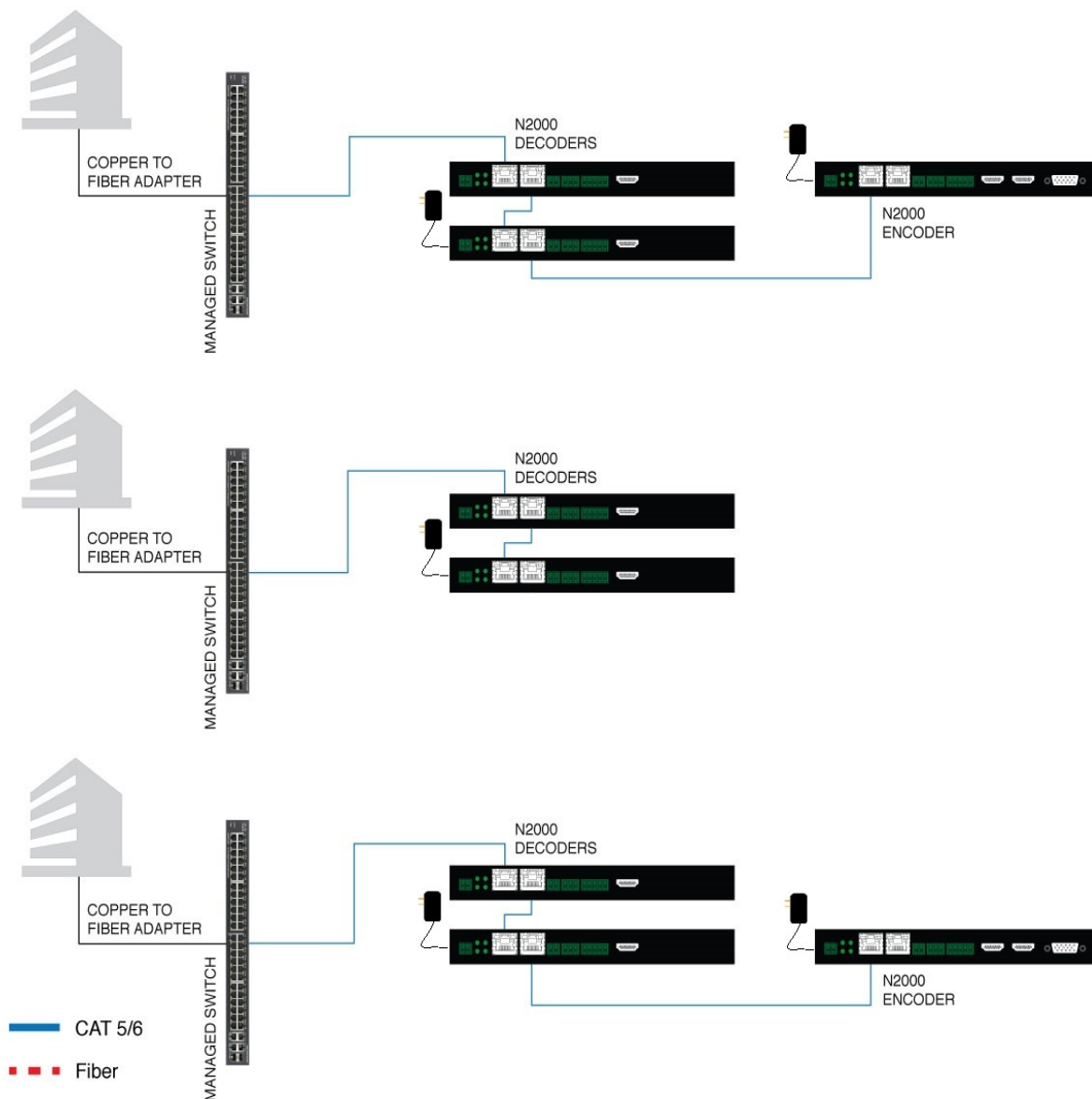


FIG. 5 Dedicated Network Installation

The network diagnostic utilities discussed on page 12 can also be used for Networked AV systems deployed over physically separate dedicated networks.

In many cases, the customer wants control of the AV system over the house network but does not want the multicast video traffic touching the house network. This is easily accomplished with an N8000-series controller. Dual Network Interfaces are available on the N8002 and N8012 to functionally bridge control information from one physically disjointed network to the other.

VIDEO OUTPUTS

Decoders attached to the video network request the video stream and convert the IP packets to synchronized video and audio for display. All Decoder video output is digital (even if the input to the Encoder is analog) and is output through the **HDMI OUT** connector. Balanced analog audio is available through the 5-pin Phoenix connector on the Decoder or embedded digital audio is available through the **HDMI OUT** connector. Most Decoder and Encoder models have an IR transmitter and bi-directional serial port built-in for control of the display or third-party device co-located at the Decoder. Please check your specific N-series model to make sure IR and serial control options are available if required.

Each Decoder and Encoder have locally-stored splash-screens (LocalPlay on Decoder and HostPlay on Encoder) that can be commanded to play or will show in the event of network or video signal outage. When the network link goes down, this image will automatically play and can be used for diagnostics. Users can upload their own LocalPlay images and audio for digital signage when live video may not be needed.

The N-Series Networked AV IP format allows it to be integrated over copper, fiber, or wireless links with the appropriate network hardware. With IT support, high-definition video and audio can be streamed over common networks to be delivered when and where it is needed.

For pre-installation support, please contact tech support via email at svsisupport@harman.com or (256) 461-7143.

For questions specific to an existing network, please contact your IT manager and refer to this document.



Last Revised: 08/2017

© 2017 Harman. All rights reserved. AMX, AV FOR AN IT WORLD, and HARMAN, and their respective logos are registered trademarks of HARMAN. Oracle, Java and any other company or brand name referenced may be trademarks/registered trademarks of their respective companies. AMX does not assume responsibility for errors or omissions. AMX also reserves the right to alter specifications without prior notice at any time. The AMX Warranty and Return Policy and related documents can be viewed/downloaded at www.amx.com.
3000 RESEARCH DRIVE, RICHARDSON, TX 75082 AMX.com | 800.222.0193 | 469.624.8000 | +1.469.624.7400 | fax 469.624.7153
AMX (UK) LTD, AMX by HARMAN - Unit C, Auster Road, Clifton Moor, York, YO30 4GD United Kingdom • +44 1904-343-100 • www.amx.com/eu/

850DOCPREIG

REV: B