



### Professional Series

### Key Features:

- ▶ 10" high efficiency woofer design
- ▶ 1" annular polymer diaphragm compression driver
- ▶ Enclosure constructed of 15 mm medium density fiberboard with rugged durable finish
- ▶ 70° x 100° coverage pattern for even and smooth response on and off axis
- ▶ Attractive cloth backed robust steel grille design
- ▶ Precision engineered crossover for optimal driver integration
- ▶ Rotatable JBL ENTERTAINMENT logo for both horizontal and vertical applications

### Applications:

- ▶ Karaoke sound reinforcement
- ▶ Club live sound reinforcement
- ▶ High-performance satellite speaker for use with subwoofers

The KA10 is a premium high-output compact full-range loudspeaker.

The KA10 uses a 254 mm (10 in) humidity protection woofer with optimal demodulating/cooling aluminium ring inside, which is high power, low distortion and low power compression, and a 2414H-C 25 mm (1 in) annular polymer diaphragm compression driver for 300 watts power capacity. 70° x 100° coverage pattern provides smooth, even coverage whether used in the vertical or horizontal orientation. The high-order passive network minimizes band overlap.

The enclosure is constructed of 15 mm high quality medium density fiberboard and finished in a durable coating. The trapezoid enclosure is fitted with a Neutrik NL4MP connector for the connection with other device, nine M10 threaded suspension points and four M10 screws for Karaoke bracket mounting. It utilizes a 1.2 mm SPCC protective screen backed steel grille to provide driver protection with a very professional appearance.

### Specifications:

System:	
System Type:	10", 2-way, bass-reflex
Frequency Range (-10 dB) <sup>1</sup> :	50 Hz - 20 KHz
Frequency Response (±3 dB) <sup>1</sup> :	85 Hz - 17 KHz
System Sensitivity (1w @ 1m) <sup>1</sup> :	95 dB
Nominal Impedance:	8 ohms
Maximum SPL <sup>2</sup> :	120 dB (132 dB peak)
Power Rating <sup>3</sup> : (Continuous/Program/Peak)	300 W/600 W/1200 W
Coverage Pattern:	70° x 100° (H x V)
Physical:	
Dimensions (H x W x D):	538 mm x 323 mm x 340 mm 21.18 in x 12.71 in x 13.39 in
Net Weight:	16.3 Kg (35.9 lbs)
LF Driver:	1 x 10" woofer
HF Driver:	1 x 2414H-C
Input Connector:	1 x Neutrik® Speakon® NL4MP
Enclosure Construction:	Trapezoid, 15 mm, MDF
Enclosure Color:	Black

#### Footnotes:

1: Measured in a full space ( $4\pi$ ) condition.

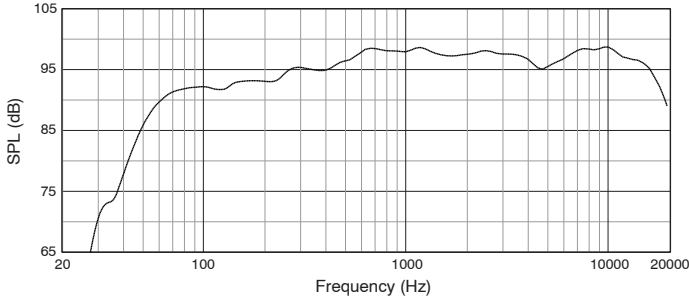
2: Peak, unweighted SPL, measured under full-space conditions at 1 meter using broadband pink noise with a 12dB crest factor.

3: According to IEC standard, tested for 2 hours under pink noises with a crest factor of 6 dB.

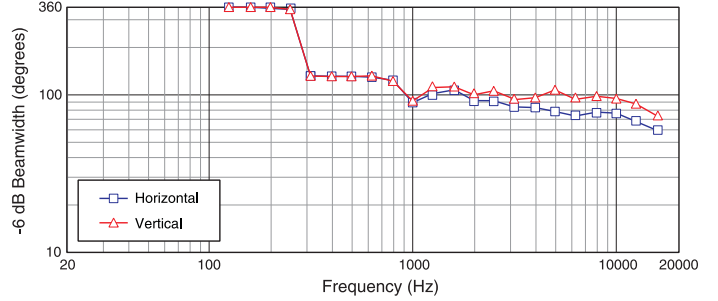
JBL continually engages in research related to product improvement. Some materials, production methods and design refinements are introduced into existing products without notice as a routine expression of that philosophy. For this reason, any current JBL product may differ in some respect from its published description, but will always equal or exceed the original design specifications unless otherwise stated.

# ► KA10 10 Inch 2-Way Full Range Loudspeaker System

## Frequency Response:

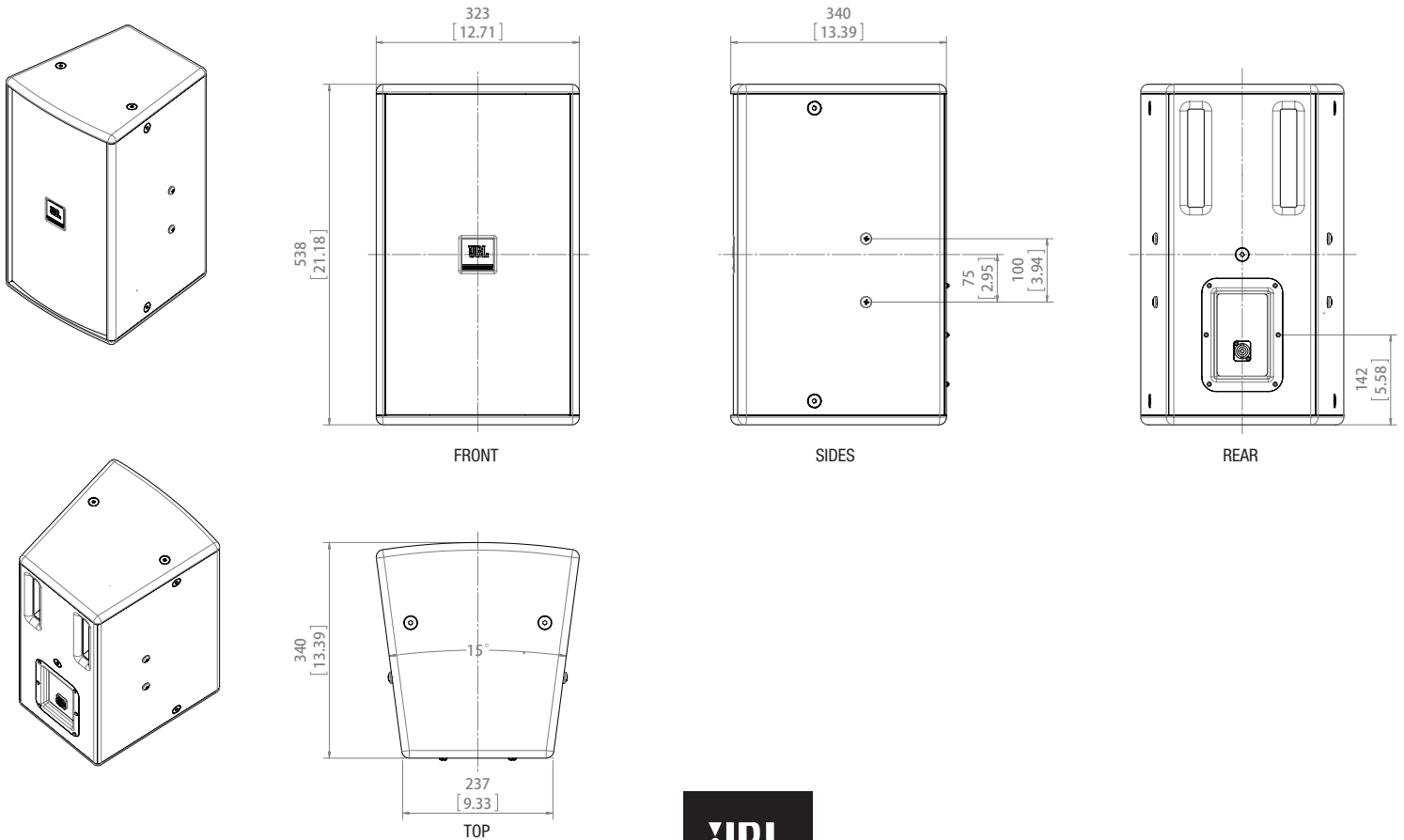


## Beamwidth:



## Dimensions:

Dimensions in mm (inch)



Harman Professional, Inc.  
 8500 Balboa Blvd., Northridge,  
 CA 91325, USA  
 © copyright 2024 JBL Professional  
 www.jblpro.com

Issued: 2025/03/03